

{FREE} SUMMER ARTICULATION HOMEWORK CALENDARS

-12 weeks of activities to maintain language skills
-Activities can be finished in 20 minutes or less
-color & black-and-white options

Created by Schoolhouse Talk
slpl23.blogspot.com

© copyright 2015, 2016
For single therapist/teacher use only. Do not copy or sell.



Articulation

"Do one activity a day. Your good speech sounds will stay."

Cross off a square each time you practice your skills. Try to practice at least 4 TIMES every week!

Speech Sound Practice
I am practicing these sounds:

Monday	Tuesday	Wednesday	Thursday	Friday	Weekend
I Spy/Hunt for objects around the house that have your sound and say them 10 times each.	Arts and Crafts! Draw and color pictures that have your sound and say them 10 times each.	Play Time/Use your good speech while you pretend to be a Police Officer.	Book Worm! Read a book and listen for your sound, then say the word 5 times.	Action! Color this square if you use your good speech sounds while telling a story.	Free Day/Play outside and use your imagination.
I Spy/Hunt for pictures in a book that have your sound and say them 10 times each.	Arts and Crafts! Paint a picture of 3 things that have your sound and say them 10 times each.	Play Time/Use your good speech while you pretend to be an Astronaut.	Book Worm! Read a book and listen for your sound, then say the word 4 times.	Action! Color this square if you use your good speech sounds while counting to 100.	Free Day/Play outside and use your imagination.
I Spy/Use a flashlight to find your hidden pictures in a dark room and say them 10 times.	Arts and Crafts! Cut out pictures that have your sound from a magazine and say them 10 times each.	Play Time/Use your good speech while you pretend to be a Lifeguard.	Book Worm! Read a book and listen for your sound, then say the word 5 times.	Action! Color this square if you use your good speech sounds while eating a snack.	Free Day/Play outside and use your imagination.
I Spy/Have a friend hide your pictures around the room for you to find and say.	Arts and Crafts! Use sidewalk chalk to draw pictures that have your sound and say them 10 times each.	Play Time/Use your good speech while you pretend to be a Scientist.	Book Worm! Read a book and listen for your sound, then say the word 4 times.	Action! Color this square if you use your good speech sounds while you.	Free Day/Play outside and use your imagination.

Articulation

Spend a morning at the zoo. Have a picnic on the beach. No matter what you choose to do, Always remember to use good speech!

Color in a square.

Speech Sound Practice
I am practicing these sounds:

Monday	Tuesday	Wednesday	Thursday	Friday	Weekend
I Spy/Find 10 things with your sound in the house and say them 10 times each.	Arts and Crafts! Draw and color pictures that have your sound and say them 10 times each.	Play Time/Use sidewalk chalk to draw pictures that have your sound and say them with your good speech.	Book Worm! Read a book and listen for your sound, then say the word 5 times.	Speak Up! Talk about what you want to be when you grow up. Be sure to use your good sounds.	Free Day/Color this square while you listen to a story.
I Spy/Find 10 things with your sound while riding in the car and say them 10 times each.	Arts and Crafts! Cut and glue pictures that have your sound and say them 10 times each. Use these pictures for more activities this month!	Play Time/Put your pictures in a hat. Pull each one out and practice saying it 10 times.	Book Worm! Read a book and listen for your sound, then say the word 4 times.	Speak Up! Talk about your favorite animal. Be sure to use your good sounds.	Free Day/Color this square while you listen to a story.
I Spy/Find 10 things with your sound that you eat and say them 10 times each.	Arts and Crafts! Draw pictures of words that have your sound and see if others can guess what you're drawing.	Play Time/Play Rock-Scissors with a friend and say 10 of your pictures before each turn.	Book Worm! Read a book and listen for your sound, then say the word 5 times.	Speak Up! Talk about somewhere you would like to visit. Be sure to use your good sounds.	Free Day/Color this square after you eat lunch.
					Free Day/Color this square if you are at least 3 years old.

© Schoolhouse Talk

Articulation

Color in a square each time you practice your communication skills. Try to practice at least 4 TIMES every week!

"Communication is the ability to affect other people with words."
- Jim Rohn

Speech Sound Practice
I am practicing these sounds:

Monday	Tuesday	Wednesday	Thursday	Friday	Weekend
I Spy/Think of 5 things with your sound that are used at a picnic and say them 5 times each.	Arts and Crafts! Find a magazine and cut out pictures that say your sound and say them 5 times.	Play Time/Draw pictures with your sound on the sidewalk and then say your sound and say the words.	Book Worm! Read a book and listen for your sound, then say each word 5 times.	Action! Use your good speech sounds while you draw a picture.	Free Day/Tell someone a funny joke.
I Spy/Use a flashlight to find your hidden pictures in a dark room and say them 5 times each.	Arts and Crafts! Make objects out of clay. Oh that have your sound and say them 5 times each.	Play Time/Say a word with your sound 3 times before you take a turn during a board game.	Book Worm! Read a book and listen for your sound, then say each word 4 times.	Action! Use your good speech sounds while you talk about your day.	Free Day/Tell someone a scary story.
I Spy/Think of 5 things with your sound that are at a parade and say them 5 times each.	Arts and Crafts! Draw and color pictures that have your sound and say them 5 times each.	Play Time/Play tic-tac-toe with your sound pictures on the squares.	Book Worm! Read a book and listen for your sound, then say each word 5 times.	Action! Use your good speech sounds while you say the days of the week.	Free Day/Tell someone a story about a robot.
I Spy/Go on a walk and find 5 things that have your sound and say them 5 times each.	Arts and Crafts! Use sidewalk chalk to draw pictures that have your sound and say them 5 times each.	Play Time/Play a memory game with your sound pictures. Say a word 5 times each time you find a match.	Book Worm! Read a book and listen for your sound, then say each word 4 times.	Action! Use your good speech sounds while you count to 100.	Free Day/Tell someone about your favorite movie.

© Schoolhouse Talk

Dear Parents,

We have been working very hard on your child's communication skills during this school year. It is important for your child to practice throughout the summer break in order to maintain the progress he or she has made so far. I have included a calendar filled with activities for you to work on with your child this summer. There is also a list of super fun websites and apps that are great for finding additional pictures or games that target your child's communication goals.

Please work with your child to complete as many of these activities as you can during the summer months. They are all very quick, and should be able to be completed in 20 minutes or less. You can complete the activities as your schedule permits. Most of all, have **FUN** this summer!

Thanks for helping your child!

Speech-Language Pathologist

"Communication is a skill that you can learn. It's like riding a bicycle or typing. If you're willing to work at it, you can rapidly improve the quality of every part of your life."

- Brian Tracy

Internet Resources

For Speech Sounds:

<http://www.quia.com/pages/havemorefun.html>

<http://www.quia.com/pages/speechersclass.html>

mommyspeechtherapy.com/?page_id=55

(great printable pictures)

For General Info:

<http://slpl23.blogspot.com>

<http://www.asha.org>

<http://www.starfall.com>

<http://www.enchantedlearning.com>

<http://www.scholastic.com/parents/>

<http://www.abcteach.com/>

<http://www.funbrain.com/index.html>

<http://www.brainpop.com>

<https://www.khanacademy.org/>


familyfun.go.com

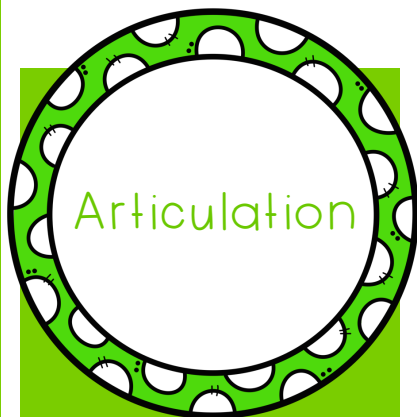
pbskids.org

funschool.kaboose.com

iPad/Smartphone Apps

(Current as of 2016. Schoolhouse Talk has no control over app content, price, or availability.)

	Lego Juniors Create and Cruise		Story Wheel
	Story Pals		Sock Puppets
	Phonics Studio (FREE speech sound pictures)		Phonics Tic-Tac-Toe Interactive Game
	Preschool Eduplay Lite		Ocean Swimmer (Sago mini)
	Things That Go Together		Furry Friend Lenord
	Action Words (Innovative Mobile Apps)		Hungry, Hungry Hippos
	Little Stars - Toddler Games		Fancy Mess
	ABA - Problem Solving - What Does Not Belong		Guess the Dress
	World's Worst Pet		Bamba Ice Cream
	Easy Bake Treats		Swapsies Jobs
	Let's Name Things Interactive Fun Deck		Make a Scene (farmyard, fairy tales, outer space, dinosaurs)
	Beginning Sounds Interactive Game (by Lakeshore Learning)		Bluster!
	Little Finder		Classify It!
	ANY TOCABOCA APP (there are several!)		Articulation Station (GREAT for speech sounds; can purchase individual sounds)
	Clean Up: Category Sorting		My Play Home (free lite version; also a My Play Stores app)
	Fisher-Price (many options - counting, animal sounds, body parts, shapes and colors, and more)		Multiple Choice Articulation (great for speech sounds, answering questions, and reasoning skills)
	Bitsboard		



*“Do one
activity a day,
Your good
speech
sounds will
stay.”*

Cross off a square
each time you
practice your skills.
Try to practice at
least 4 TIMES
every week!

Speech Sound Practice
I am practicing these sounds:

Weeks 1-4

Monday	Tuesday	Wednesday	Thursday	Friday	Weekend
<i>I Spy!</i> Hunt for objects around the house that have your sounds and say them 10 times each.	<i>Arts and Crafts!</i> Draw and color pictures that have your sounds and say them 10 times each.	<i>Play Time!</i> Use your good speech while you pretend to be a Police Officer.	<i>Book Worm!</i> Read a book and listen for your sounds, then say the word 5 times.	<i>Action!</i> Color this square if you use your good speech sounds while telling a story.	<i>Free Day!</i> Play outside and use your imagination.
<i>I Spy!</i> Hunt for pictures in a book that have your sound and say them 10 times each.	<i>Arts and Crafts!</i> Paint a picture of 3 things that have your sounds and say them 10 times each.	<i>Play Time!</i> Use your good speech while you pretend to be an Astronaut.	<i>Book Worm!</i> Read a book and listen for your sounds, then say the word 4 times.	<i>Action!</i> Color this square if you use your good speech sounds while counting to 100.	<i>Free Day!</i> Play outside and use your imagination.
<i>I Spy!</i> Use a flashlight to find your hidden pictures in a dark room and say them 10 times.	<i>Arts and Crafts!</i> Cut out pictures that have your sounds from a magazine and say them 10 times each.	<i>Play Time!</i> Use your good speech while you pretend to be a Lifeguard.	<i>Book Worm!</i> Read a book and listen for your sounds, then say the word 5 times.	<i>Action!</i> Color this square if you use your good speech sounds while eating a snack.	<i>Free Day!</i> Play outside and use your imagination.
<i>I Spy!</i> Have a friend hide your pictures around the room for you to find and say them 10 times.	<i>Arts and Crafts!</i> Use sidewalk chalk to draw pictures that have your sounds and say them 10 times each.	<i>Play Time!</i> Use your good speech while you pretend to be a Scientist.	<i>Book Worm!</i> Read a book and listen for your sounds, then say the word 4 times.	<i>Action!</i> Color this square if you use your good speech sounds while you talk to your family.	<i>Free Day!</i> Play outside and use your imagination.



Speech Sound Practice

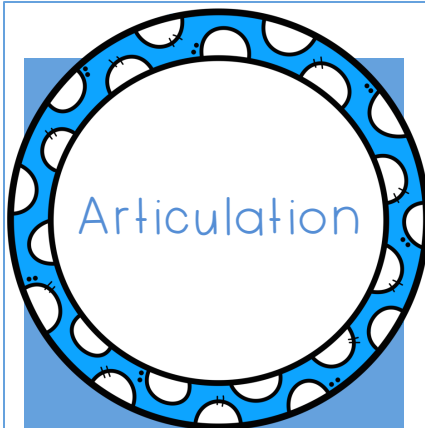
I am practicing these sounds:

Weeks 5-8

*Spend a morning at the zoo,
Have a picnic on the beach.
No matter what you choose to do,
Always remember to use good speech!*

*Color in a square each time you practice your skills.
Try to practice at least **4 TIMES** every week!*

Monday	Tuesday	Wednesday	Thursday	Friday	Weekend
<i>I Spy!</i> Find 10 things with your sound in the house and say them 10 times each.	<i>Arts and Crafts!</i> Draw and color pictures that have your sounds and say them 10 times each.	<i>Play Time!</i> Use sidewalk chalk to draw pictures that have your sound and say them with your good speech.	<i>Book Worm!</i> Read a book and listen for your sounds, then say the word 5 times.	<i>Speak Up!</i> Talk about what you want to be when you grow up. Be sure to use your good sounds.	<i>Free Day!</i> Color this square while you listen to a song.
<i>I Spy!</i> Find 10 things with your sound while riding in the car and say them 10 times each.	<i>Arts and Crafts!</i> Cut and glue pictures that have your sound and say them 10 times each. Use these pictures for more activities this month!	<i>Play Time!</i> Put your pictures in a hat. Pull each one out and practice saying it 10 times.	<i>Book Worm!</i> Read a book and listen for your sounds, then say the word 4 times.	<i>Speak Up!</i> Talk about your favorite animal. Be sure to use your good sounds.	<i>Free Day!</i> Color this square while you listen to a story.
<i>I Spy!</i> Find 10 things with your sound that you eat and say them 10 times each.	<i>Arts and Crafts!</i> Draw pictures of words that have your sounds and see if others can guess what you're drawing.	<i>Play Time!</i> Play Rock-Paper-Scissors with a friend and say 10 of your pictures before each turn.	<i>Book Worm!</i> Read a book and listen for your sounds, then say the word 5 times.	<i>Speak Up!</i> Talk about somewhere you would like to visit. Be sure to use your good sounds.	<i>Free Day!</i> Color this square after you eat lunch.
<i>I Spy!</i> Find 10 words that have your sound in a book and say them 10 times each.	<i>Arts and Crafts!</i> Cut out letters from magazines to create new words that have your sounds. Say them 10 times each.	<i>Play Time!</i> Roll a dice and say words or sentences with your sound that many times.	<i>Book Worm!</i> Read a book and listen for your sounds, then say the word 4 times.	<i>Speak Up!</i> Talk about your favorite thing you have done this summer. Be sure to use your good sounds.	<i>Free Day!</i> Color this square if you are at least 3 years old.



Color in a square each time you practice your communication skills.
Try to practice at least 4 TIMES every week!

“Communication is the ability to affect other people with words.”

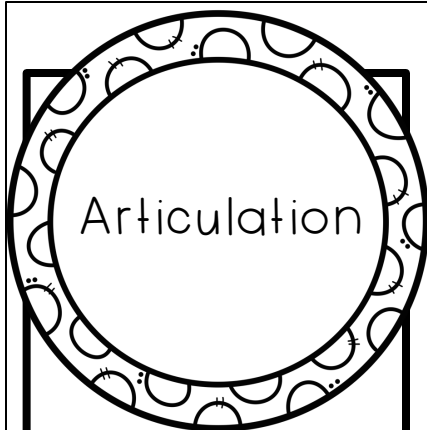
- Jim Rohn

Speech Sound Practice

I am practicing these sounds:

Weeks 9-12

Monday	Tuesday	Wednesday	Thursday	Friday	Weekend
<i>I Spy!</i> Think of 5 things with your sound that are used at a picnic and say them 5 times each.	<i>Arts and Crafts!</i> Find a magazine and cut out pictures that say your sound and say them 5 times.	<i>Play Time!</i> Draw pictures with your sounds on the sidewalk and then toss water balloons onto them before you say the words.	<i>Book Worm!</i> Read a book and listen for your sounds, then say each word 5 times.	<i>Action!</i> Use your good speech sounds while you draw a picture.	<i>Free Day!</i> Tell someone a funny joke.
<i>I Spy!</i> Use a flashlight to find your hidden pictures in a dark room and say them 5 times each.	<i>Arts and Crafts!</i> Make objects out of Play-Doh that have your sound and say them 3 times each.	<i>Play Time!</i> Say a word with your sound 3 times before you take a turn during a board game.	<i>Book Worm!</i> Read a book and listen for your sounds, then say each word 4 times.	<i>Action!</i> Use your good speech sounds while you talk about your day.	<i>Free Day!</i> Tell someone a scary story.
<i>I Spy!</i> Think of 5 things with your sound that are at a parade and say them 5 times each.	<i>Arts and Crafts!</i> Draw and color pictures that have your sound and say them 5 times each.	<i>Play Time!</i> Play tic-tac-toe with your sound pictures on the squares.	<i>Book Worm!</i> Read a book and listen for your sounds, then say each word 5 times.	<i>Action!</i> Use your good speech sounds while you say the days of the week.	<i>Free Day!</i> Tell someone a story about a robot.
<i>I Spy!</i> Go on a walk and find 5 things that have your sound and say them 5 times each.	<i>Arts and Crafts!</i> Use sidewalk chalk to draw pictures that have your sounds and say them 3 times each.	<i>Play Time!</i> Play a memory game with your sound pictures. Say a word 5 times each time you find a match.	<i>Book Worm!</i> Read a book and listen for your sounds, then say each word 4 times.	<i>Action!</i> Use your good speech sounds while you count to 100.	<i>Free Day!</i> Tell someone about your favorite movie.



Articulation

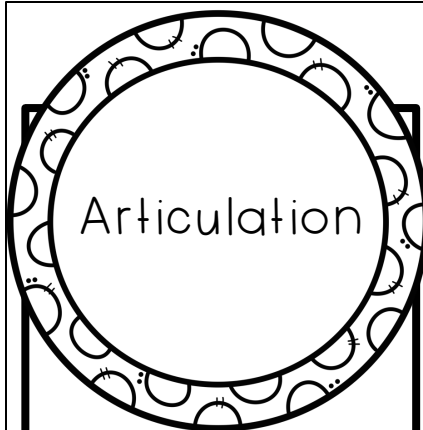
*“Do one
activity a day,
Your good
speech
sounds will
stay.”*

Cross off a square
each time you
practice your skills.
Try to practice at
least 4 TIMES
every week!

Speech Sound Practice
I am practicing these sounds:

Weeks 1-4

Monday	Tuesday	Wednesday	Thursday	Friday	Weekend
<i>I Spy!</i> Hunt for objects around the house that have your sounds and say them 10 times each.	<i>Arts and Crafts!</i> Draw and color pictures that have your sounds and say them 10 times each.	<i>Play Time!</i> Use your good speech while you pretend to be a Police Officer.	<i>Book Worm!</i> Read a book and listen for your sounds, then say the word 5 times.	<i>Action!</i> Color this square if you use your good speech sounds while telling a story.	<i>Free Day!</i> Play outside and use your imagination.
<i>I Spy!</i> Hunt for pictures in a book that have your sound and say them 10 times each.	<i>Arts and Crafts!</i> Paint a picture of 3 things that have your sounds and say them 10 times each.	<i>Play Time!</i> Use your good speech while you pretend to be an Astronaut.	<i>Book Worm!</i> Read a book and listen for your sounds, then say the word 4 times.	<i>Action!</i> Color this square if you use your good speech sounds while counting to 100.	<i>Free Day!</i> Play outside and use your imagination.
<i>I Spy!</i> Use a flashlight to find your hidden pictures in a dark room and say them 10 times.	<i>Arts and Crafts!</i> Cut out pictures that have your sounds from a magazine and say them 10 times each.	<i>Play Time!</i> Use your good speech while you pretend to be a Lifeguard.	<i>Book Worm!</i> Read a book and listen for your sounds, then say the word 5 times.	<i>Action!</i> Color this square if you use your good speech sounds while eating a snack.	<i>Free Day!</i> Play outside and use your imagination.
<i>I Spy!</i> Have a friend hide your pictures around the room for you to find and say them 10 times.	<i>Arts and Crafts!</i> Use sidewalk chalk to draw pictures that have your sounds and say them 10 times each.	<i>Play Time!</i> Use your good speech while you pretend to be a Scientist.	<i>Book Worm!</i> Read a book and listen for your sounds, then say the word 4 times.	<i>Action!</i> Color this square if you use your good speech sounds while you talk to your family.	<i>Free Day!</i> Play outside and use your imagination.



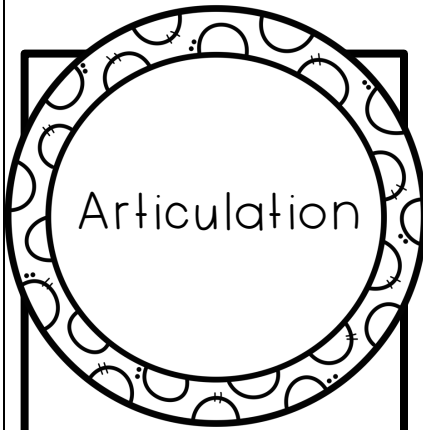
Speech Sound Practice
I am practicing these sounds:

Weeks 5-8

*Spend a morning at
the zoo,
Have a picnic on the
beach.
No matter what you
choose to do,
Always remember to
use good speech!*

*Color in a square
each time you
practice your skills.
Try to practice at
least 4 TIMES
every week!*

Monday	Tuesday	Wednesday	Thursday	Friday	Weekend
<i>I Spy!</i> Find 10 things with your sound in the house and say them 10 times each.	<i>Arts and Crafts!</i> Draw and color pictures that have your sounds and say them 10 times each.	<i>Play Time!</i> Use sidewalk chalk to draw pictures that have your sound and say them with your good speech.	<i>Book Worm!</i> Read a book and listen for your sounds, then say the word 5 times.	<i>Speak Up!</i> Talk about what you want to be when you grow up. Be sure to use your good sounds.	<i>Free Day!</i> Color this square while you listen to a song.
<i>I Spy!</i> Find 10 things with your sound while riding in the car and say them 10 times each.	<i>Arts and Crafts!</i> Cut and glue pictures that have your sound and say them 10 times each. Use these pictures for more activities this month!	<i>Play Time!</i> Put your pictures in a hat. Pull each one out and practice saying it 10 times.	<i>Book Worm!</i> Read a book and listen for your sounds, then say the word 4 times.	<i>Speak Up!</i> Talk about your favorite animal. Be sure to use your good sounds.	<i>Free Day!</i> Color this square while you listen to a story.
<i>I Spy!</i> Find 10 things with your sound that you eat and say them 10 times each.	<i>Arts and Crafts!</i> Draw pictures of words that have your sounds and see if others can guess what you're drawing.	<i>Play Time!</i> Play Rock-Paper-Scissors with a friend and say 10 of your pictures before each turn.	<i>Book Worm!</i> Read a book and listen for your sounds, then say the word 5 times.	<i>Speak Up!</i> Talk about somewhere you would like to visit. Be sure to use your good sounds.	<i>Free Day!</i> Color this square after you eat lunch.
<i>I Spy!</i> Find 10 words that have your sound in a book and say them 10 times each.	<i>Arts and Crafts!</i> Cut out letters from magazines to create new words that have your sounds. Say them 10 times each.	<i>Play Time!</i> Roll a dice and say words or sentences with your sound that many times.	<i>Book Worm!</i> Read a book and listen for your sounds, then say the word 4 times.	<i>Speak Up!</i> Talk about your favorite thing you have done this summer. Be sure to use your good sounds.	<i>Free Day!</i> Color this square if you are at least 3 years old.



Articulation

Color in a square each time you practice your communication skills.
Try to practice at least 4 TIMES every week!

"Communication is the ability to affect other people with words."

- Jim Rohn

Speech Sound Practice
I am practicing these sounds:

Weeks 9-12

Monday	Tuesday	Wednesday	Thursday	Friday	Weekend
<i>I Spy!</i> Think of 5 things with your sound that are used at a picnic and say them 5 times each.	<i>Arts and Crafts!</i> Find a magazine and cut out pictures that say your sound and say them 5 times.	<i>Play Time!</i> Draw pictures with your sounds on the sidewalk and then toss water balloons onto them before you say the words.	<i>Book Worm!</i> Read a book and listen for your sounds, then say each word 5 times.	<i>Action!</i> Use your good speech sounds while you draw a picture.	<i>Free Day!</i> Tell someone a funny joke.
<i>I Spy!</i> Use a flashlight to find your hidden pictures in a dark room and say them 5 times each.	<i>Arts and Crafts!</i> Make objects out of Play-Doh that have your sound and say them 3 times each.	<i>Play Time!</i> Say a word with your sound 3 times before you take a turn during a board game.	<i>Book Worm!</i> Read a book and listen for your sounds, then say each word 4 times.	<i>Action!</i> Use your good speech sounds while you talk about your day.	<i>Free Day!</i> Tell someone a scary story.
<i>I Spy!</i> Think of 5 things with your sound that are at a parade and say them 5 times each.	<i>Arts and Crafts!</i> Draw and color pictures that have your sound and say them 5 times each.	<i>Play Time!</i> Play tic-tac-toe with your sound pictures on the squares.	<i>Book Worm!</i> Read a book and listen for your sounds, then say each word 5 times.	<i>Action!</i> Use your good speech sounds while you say the days of the week.	<i>Free Day!</i> Tell someone a story about a robot.
<i>I Spy!</i> Go on a walk and find 5 things that have your sound and say them 5 times each.	<i>Arts and Crafts!</i> Use sidewalk chalk to draw pictures that have your sounds and say them 3 times each.	<i>Play Time!</i> Play a memory game with your sound pictures. Say a word 5 times each time you find a match.	<i>Book Worm!</i> Read a book and listen for your sounds, then say each word 4 times.	<i>Action!</i> Use your good speech sounds while you count to 100.	<i>Free Day!</i> Tell someone about your favorite movie.



Thank you for downloading this product.

Be sure to check out what else I have to offer in my Teachers Pay Teachers store:


<http://www.teacherspayteachers.com/Store/Schoolhouse-Talk>

Spring Inferences



<https://www.teacherspayteachers.com/Product/Capture-the-Whole-Picture-Spring-Inferences-1780437>

Speech Therapy Rubrics



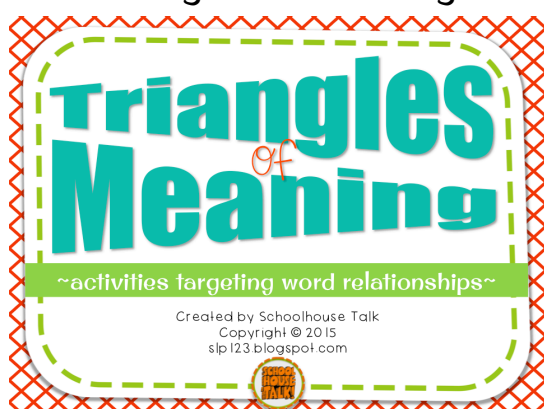
<http://www.teacherspayteachers.com/Product/Speech-Therapy-Rubrics-for-data-collection-and-progress-monitoring-1197191>

Story Grammar Prompts



<http://www.teacherspayteachers.com/Product/Story-Grammar-Prompts-for-story-retell-and-story-generation-1067561>

Triangles of Meaning




<https://www.teacherspayteachers.com/Product/Triangles-of-Meaning-word-relationships-activities-1837127>

Two Scoops of Speech & Language



<http://www.teacherspayteachers.com/Product/Two-Scoops-of-Speech-and-Language-an-ice-cream-themed-activity-packet-1232070>

Articulation Puzzles



<https://www.teacherspayteachers.com/Product/Articulation-Puzzle-Mats-1843934>

Graphics from the following companies were used in this packet:
Creative Clips: <https://www.teacherspayteachers.com/Store/Krista-Walden>
3am Teacher: <https://www.teacherspayteachers.com/Store/The-3am-Teacher>



Terms of Use:

This material was created for personal use only. Please do not ever email this to another person. Do not share downloads! If friends or coworkers are interested, please direct them to my store. You are welcome to print as many copies as you need for your own students and clients. Do not resell or redistribute this product in any way. You may not host this product on another website, but you may provide a link back to my store. Thank you for following these terms of use.

Questions, concerns and comments can be submitted to schoolhousetalkslp@gmail.com

Please follow me for more therapy activities :)

slp123.blogspot.com

www.facebook.com/SchoolhouseTalk

www.teacherspayteachers.com/Store/Schoolhouse-Talk

Instagram: @schoolhousetalk

Twitter: @schoolhouseblog

Thanks to Ink n Little Things for the border art on this page: www.teacherspayteachers.com/Store/Ink-N-Little-Things

